
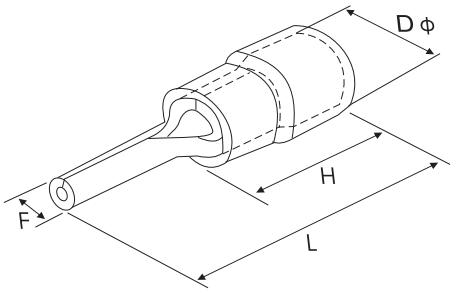
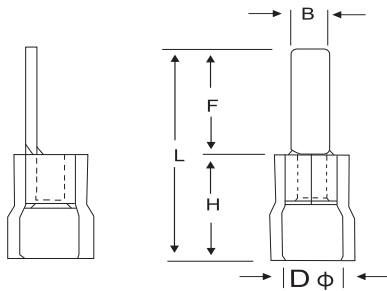


Pin Terminal



Model Number	Dimension (mm)				Description
	F	L	H	D φ	
VPT 1 - 10	1.9	19.0	10.0	4.3	Material: Copper Applicable Wire Range 0.5~1.5mm ² AWG 22 ~ 16 Maximum current: I _{max} = 19A
VPT 1 - 11	1.9	20.0			
VPT 1	1.9	22.0			
VPT 1 - 18	1.9	23.0			
VPT 2 - 9	1.9	28.0			
VPT 2 - 14(S)	1.9	19.0	10.0	4.9	Material: Copper Applicable Wire Range 1.5~2.5mm ² AWG 16 ~ 14 Maximum current: I _{max} = 27A
VPT 2 - 14(L)	1.9	20.0			
VPT 2	1.9	22.0			
VPT 5 - 10	1.9	23.0			
VPT 5 -14	1.9	28.0	13.0	6.7	
VPT 5	2.8	25.5			
VPT 8	2.8	30.0			

Blade Terminal



Model Number	Dimension (mm)					Description
	B	L	F	H	D φ	
VBL 1-10	2.3	20.0	10.0	10.0	4.3	Material: Copper, Applicable Wire Range 0.5~1.5mm ² AWG 22 ~ 16, Maximum current: I _{max} = 19A
VBL 1-11	3.0	21.0	11.0			
VBL 1-14	3.0	24.0	14.0			
VBL 1-18	2.2	28.0	18.0			
VBL 2-9	2.4	19.0	9.0	10.0	4.9	Material: Copper, Applicable Wire Range 1.5~2.5mm ² AWG 16~14, Maximum current: I _{max} = 27A
VBL 2-14S	2.4	24.0	14.0			
VBL 2-14L	3.0	24.0	14.0			
VBL 2-18	2.2	28.0	18.0			
VBL 5.5 -10	2.8	22.5	10.0	13.0	7.2	Material: Copper, Applicable Wire Range 4~6mm ² AWG 12~10, Maximum current: I _{max} = 48A
VBL 5.5 -14	4.5	26.5	14.0			
VBL 5.5 -18	4.5	30.5	18.0			
VBL 8 -14	6.0	30.5	14.0	15.0	5.6	