
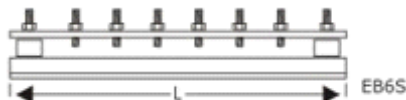
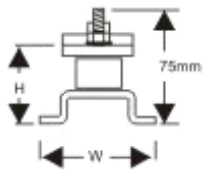


EARTH BARS AND DISCONNECTING LINKS



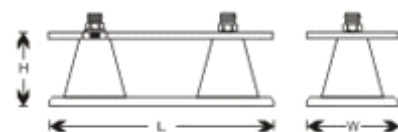
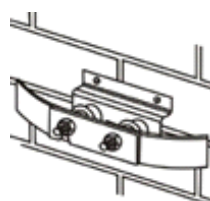
MATERIAL :
 BAR - HARD DRAWN COPPER AS PER BS: 1432 C101
 FASTENERS - BRONZE & SS
 CHANNEL BASE - POWDER COATED MS
 INSULATORS - DMC / REINFORCED POLYESTER.



PRODUCT REF.	TERMINALS	W	H	L (LINK-0)	PRODUCT REF.	L (LINK-1)	PRODUCT REF.	L (LINK-2)
HGEB6S	6	90	48	400	EBL61S	475	EBL62S	550
HGEB8S	8	90	48	500	EBL81S	575	EBL82S	650
HGEB10S	10	90	48	650	EBL101S	725	EBL102S	800
HGEB12S	12	90	48	750	EBL121S	825	EBL122S	900
HGEB14S	14	90	48	850	EBL141S	925	EBL142S	1000
HGEB16S	16	90	48	950	EBL161S	1025	EBL162S	1100
HGEB18S	18	90	48	1050	EBL181S	1125	EBL182S	1200
HGEB20S	20	90	48	1200	EBL201S	1275	EBL202S	1350
HGEB22S	22	90	48	1300	EBL221S	1375	EBL222S	1450
HGEB24S	24	90	48	1400	EBL241S	1475	EBL242S	1550
HGEB26S	26	90	48	1500	EBL261S	1575	EBL262S	1650
HGEB28S	28	90	48	1650	EBL281S	1725	EBL282S	1800
HGEB30S	30	90	48	1750	EBL301S	1825	EBL302S	1900



PRODUCT REF.	L	W	H
HGDCL1	125	50	48



DCL1S